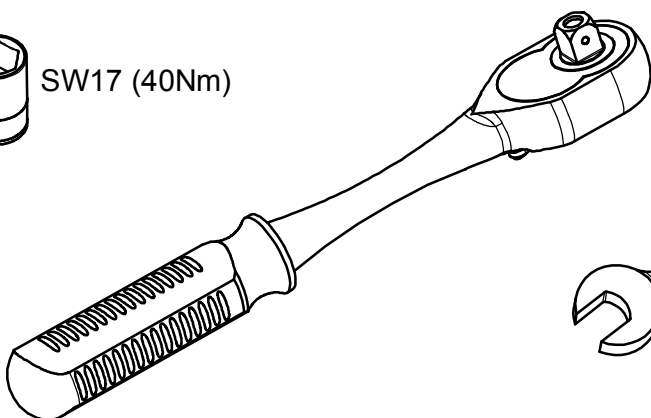


VITO 2014>

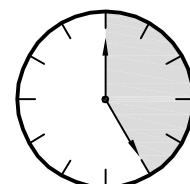
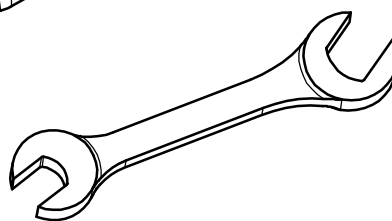
VIANO 2014>



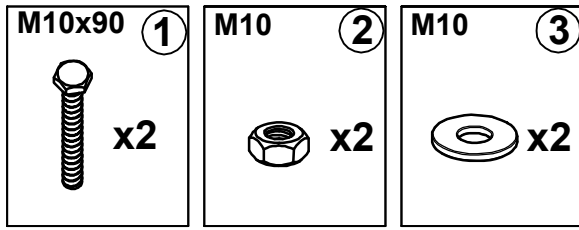
SW17 (40Nm)



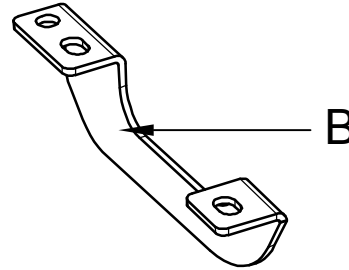
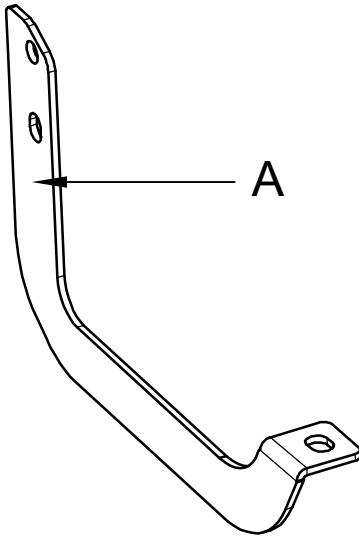
SW17 (40Nm)



# MONTAJ SETİ / *INSTALLATION SET*



1. M10x90 CİVATA / *M10x90 BOLT*
2. M10 SOMUN / *M10 NUT*
3. M10 PUL / *M10 WASHER*



## **BRAKETLER / BRACKETS**

**A.4733MDA L R / SOL ARKA BRAKET / *LEFT REAR BRACKET***

**B. 4733MDA R R / SAĞ ARKA BRAKET / *RIGHT REAR BRACKET***

Fig. 1



1 NUMARALI PARÇAYI YERİNE TAKINIZ

PLEASE ATTACH THE PART (PART NO 1)  
TO THE PLACE SHOWN ABOVE

Fig. 4



ARAÇ ÜZERİNDEKİ CİVATALARI SÖKÜNÜZ

INSTALL WITH THE BOLTS ON YOUR VEHICLE

Fig. 2



1 NUMARALI PARÇAYI YERİNE TAKINIZ

PLEASE ATTACH THE PART (PART NO 1)  
TO THE PLACE SHOWN ABOVE

Fig. 5



BRAKETİ CİVATALAR İLE MONTAJLAYINIZ

INSTALL THE BRACKET WITH BOLTS

Fig. 3



BRAKETİ CİVATALAR İLE MONTAJLAYINIZ

INSTALL THE BRACKET WITH BOLTS

Fig. 6



ÜRÜNÜ MONTAJLAYINIZ

PLEASE INSTALL THE PRODUCT



## MONTAJ ŐEMASI / INSTALLATION SCHEME

